



CASH RECEIPT

Phones } 26588500
26588700

अखिल भारतीय आयुर्विज्ञान संस्थान, नई दिल्ली
ALL INDIA INSTITUTE OF MEDICAL SCIENCES (AIIMS)
Ansari Nagar, New Delhi-110029

New Delhi,

निवृत्ति पर्चा

Dated :

Patient Type

Room No. :



Receipt No.:

Received From:

APPOINTMENT SLIP

General ₹ 0.0

OPD SLIP NO.
ON ACCOUNT OF

Done By: Ms. MAMTAPRC DEO SWEC (Follow-up)

Department Name: Paediatrics/Paediatric

Reporting Time: 8:00 AM-9:00 AM

Appointment Date: 16/02/2022

Doctor Name	Dr. JAGDISH PRASAD	Appointment Request date	02/02/2022
Name of Patient		Appointment No	2022020206528
Sex	Male	Age	3 years 4 months 8 days
Contact Details	Mobile: XXXXXXXX763	Request Mode	counter
Queue No.	F6		

Remarks:

Your UHID is : 105588739.

Book Online appointment from : <https://ors.gov.in> Developed by NIC

New appointment (OPD AND CLINICS)- Report to counter no 50 (Paediatric OPD) for confirmation on the day of your appointment.

Follow up appointment (OPD AND CLINICS)- Report to Kiosk in Paediatric OPD for confirmation on the day of your appointment.

Payment Mode:

INR (Rs.):

Rs. in Words

THIS IS COMPUTER GENERATED SLIP AND DOES NOT REQUIRE SIGNATURE AND STAMP

↓

to follow up
→ prof. lecture file
in ped's office
to continue
adjuvant chemotherapy

Min in
hpc
used RB class 2 pm
(143)

IRCL for ⑩ EBAT

↓ prof. handwritten
letter

Tue / Fri
⑤ ⑥

19/1/2022

Dr. NEHRA'S EYE
ASSOCIATE PROFESSOR
NEHRA PRASAD COLLEGE FOR OPHTHALMOLOGY, SCIENCE
B.L., 29/1/2022

नेत्र ईश्वरीय सर्वश्रेष्ठ उपहार है जिनका मनुष्य जीवन में दान करना परमश्रेष्ठ है।
इनकी पूर्ण रक्षा कीजिए ताकि ये आपकी रक्षा कर सकें।

Eyes are God's most precious gift to man kind and eye donation is the most noble deed.
Take full care of them so that they can take care of you.

ब० रो० वि० कार्ड
O.P.D. Card



अनुभाग व दिन
Section and Day VI
बुधवार व शनिवार
Saturday

कमरा नंबर
Cabin No.

डा० राजेन्द्र
अ० भा० आयु
Dr. Rajendra
A.J.I.M.S., Ne
यू०एच०आई०ई
UHID No.

R. P. Centre (Eye Centre)

UHID: 10000739 Date: 28/01/2022 Gender: F

Dept. No: 20210050049402 **RPC OPD-Dr. SRJR**


SATYAJIT BARMAN IV/M **UNDER UNIT VI R.33**

S/O TARUN VERMA UMB-VI WED, SAT

Room No.: 33

A-33/4th BAKSHIN MADUNJAN BINA PUR, WEST BENGAL, INDIA

Mobile: 9214337110



रोगी
Name of

ला
RESS

दिनांक DATE	निदान DIAGNOSIS	उपचार Treatment
29 JAN 2022		<p>HLIC (F) Unilateral for Corneal Chemosis for path report.</p> <p>29/01/2022</p> <p>Order path lab.</p>

कृपया इस कार्ड को सुरक्षित रखें तथा अस्पताल में दिखाने के समय हर वक्त साथ लायें।

Kindly keep this Card safely and bring it on your follow-up visits.

1. धूम्रपान निषेध 2. कूड़ा कर्कट केवल कूड़ेदान में ही डालें 3. थूकिये नहीं
1. No Smoking 2. Use Dustbin 3. No Spitting

Next visit 25/1/22
 Cycle no WK9 Date _____ Wt 10kg BSA _____
 Hb 10.0 TLC 3,700 ANC 1,726 Platelets 3.10L
 SGOT 22 SGPT 38 s Bil 0.3 Urea 21 Creatinine 0.19

Drugs	Dose given	Day
VCR		
Carboplatin	190 mg	Day 1
Etoposide	33 mg	Day 1
		Day 2
		Day 3

Handwritten notes: 25/1/22, 26/1/22, and signatures are present in the Day column.

Next visit _____

Cycle no _____ Date _____ Wt _____ BSA _____
 Hb _____ TLC _____ ANC _____ Platelets _____
 SGOT _____ SGPT _____ S Bil _____ Urea _____ Creatinine _____

Drugs	Dose given	Day
VCR		
Carboplatin		
Etoposide		

ब० रो० वि० कार्ड
O.P.D. Card

डा० राजेन्द्र प्रसाद नेत्र विज्ञान केन्द्र
अ० भा० आयु० सं०, नई दिल्ली - 110029

Dr. Rajendra Prasad Centre for Ophthalmic Sciences
A.I.I.M.S., New Delhi-110029

यू०एच०आई०डी० संख्या
UHID No. 1055 89 78



अनुभाग व दिन Section and Day VI बुधवार व शनिवार Wednesday & Saturday

कमरा नंबर
Cabin No.

आचार्य राधिका टंडन का एकक
Prof. Radhika Tandon's Unit

रोगी का नाम Name of the Patient	पुत्र/पुत्री/पत्नी S/D/W	लिंग Sex	आयु Age	पता Address
Sahyaji Kumar		M	8y	
दिनांक DATE	निदान DIAGNOSIS	उपचार Treatment		
		<p>→ Date for admission → 25/12/21 → NRC review after admission</p> <p>→ ward 1A at 8am.</p> <p>↓</p> <p>F/u on Monday (27/12/21) at 9am ward 1A for NRC review</p>		

कृपया इस कार्ड को सुरक्षित रखें तथा अस्पताल में दिखाने के समय हर वक्त साथ लायें।

Kindly keep this Card safely and bring it on your follow-up visits.

- धूम्रपान निषेध
- कूड़ा कर्कट केवल कूड़ेदान में ही डालें
- थूकिये नहीं
1. No Smoking
2. Use Dustbin
3. No Spitting

24/9/21
Patient presented w proptosis & leucocoria (R)
USG done → (R) Mass lesion w trabecular calcification
? RB RD +

11/10/21 NRC
(R) EORB & ON involvement upto
orbital apex & associated aseptic cellulitis
w ? occipital bony warts & dorsal tail seen

16/10/21 → 1st cycle of chemo given
(std dose VEC)

21/10/21 → EUA → (R) EORB + proptosis → CE (highly Augmented)
3 cycles of augmented chemo given → 10/11/21 → VEC augmented
→ 5/12/21 → Vincristine
→ 4/1/22 → cyclophosphamide, Doxorubicin

~~27/12/21~~
2/11/21 → PET CT - Bone marrow uptake in
femur & humerus ⊕
⊕ Bony swelling in parietal area
w soft tissue component could be humeral Extension

Metastasis likely up due.

Ext. Airpouch → ⊕

CSF → Axillary

18/11/21 → 2D Echo → WNL

24/12/21 → PETCT → Previously noted FDG avid soft tissue density lesion
(R) parietal lesion not seen.
• Previously seen focal & patchy FDG uptake
in B/L femur & this not seen.
• focal ↑ FDG uptake noted in head of B/L humerus
(R>L)

27/12/21 NRC → RE ptysis bulbi & some optic Nerve
enhancement (Retrolaminar) 2mm
No bony mets in parietal bone w resolution
of dorsal lesion
WNL



प्रयोगशाला कायचिकित्सा विभाग
DEPARTMENT OF LABORATORY MEDICINE
रुधिर विज्ञान
Hematology

अखिल भारतीय आयुर्विज्ञान संस्थान, अंसारी नगर, नई दिल्ली-110029
All India Institute of Medical Sciences, Ansari Nagar, New Delhi-110029

UHD:	105388739	Sex:	Male
Patient Name:	Mr SATYAJIT BARMAN	Sample Received Date:	25/11/2021 04:17 AM
Age:	3 years 2 months 1 day	Department:	DEPT. OF EMERGENCY MEDICINE
Unit Name:	Unit-I	Unit Incharge:	Dr. Praveen Aggarwal
Lab Name:	Hematology	Lab Sub Centre:	Hematology (Ward)
Reg Date:	24/09/2021 09:25 AM	Sample Collection Date:	25/11/2021 03:29 AM
Report Generated Date:	25/11/2021 06:55 am	Dept / IRCH No:	20210300101986
Recommended By:	Dr. Praveen Aggarwal	Lab Reference No:	873

Sample Details : HMW-251121192

Report

Test Name	Result	Comment	Normal Range
T.L.C	<u>1.48</u> $10^3/\mu\text{L}$		4.00-11.00
NEUTRO	<u>30.4</u> %		40.00-80.00
LYMPHO	<u>60.8</u> %		20.00-40.00
MONO	8.8 %		2.00-10.00
EOSINO	<u>0.0</u> %		1.00-6.00
BASO	<u>0.0</u> %		1.00-2.00
NUCLEATED RBC	0.0 %		0
ABSOLUTE NEUTROPHIL COUNT	<u>0.45</u> $10^3/\mu\text{L}$		0.00-0.00
ABSOLUTE LYMPHOCYTE COUNT	<u>0.90</u> $10^3/\mu\text{L}$		0.00-0.00
ABSOLUTE MONOCYTE COUNT	<u>0.13</u> $10^3/\mu\text{L}$		0.00-0.00
ABSOLUTE EOSINOPHIL COUNT	0.00 $10^3/\mu\text{L}$		0.00-0.00
RBC COUNT	2.67 $10^6/\mu\text{L}$		• 4.5 - 5.5 $10^6/\mu\text{L}$
HB	7.9 g/dL		• 12 - 15 g/dL
HCT	23.0 %		• 40 - 50 %
PLATELET COUNT	<u>10</u> $10^3/\mu\text{L}$		150.00-400.00
MCV	86.1 fl.		78.00-97.00
MCHC	<u>34.3</u> g/dL		31.00-34.00
RDW CV	<u>22.5</u> %		11.60-13.00
MCH	29.6 pg		27.00-33.00

Over All Comment : Pancytopenia.(Anemia, Leukopenia and Thrombocytopenia. Kindly correlate clinically, drug history, & suggested further investigation and follow up

Next visit.....
 Cycle no WK 0 Date 9/1/21 Wt 11kg BSA.....
 Hb 9.1 TLC 3830 ANC 1542 Platelets 1.7lac
 SGOT..... SGPT..... S Bil..... Urea..... Creatinine.....

Drugs	Dose given	Day
VCR	0.8mg	1 ✓ <u>Dr. Parag</u>
Carboplatin cyclophos	700mg	1 ✓ <u>Dr. Parag</u>
Etoposide Doxo	15mg	1 ✓ <u>Dr. Parag</u>

Next visit.....
 Cycle no WK-6 Date 4/1/22 Wt 11kg BSA.....
 Hb 10.7 TLC 5,230 ANC 2620 Platelets 1.66L
 SGOT 50 SGPT 64 S Bil 0.3 Urea 4.7 Creatinine 0.13

} after charbi's report

Drugs	Dose given	Day
VCR	0.8	1 ✓ <u>Dr. Parag</u>
Carboplatin cyclophos	700mg	1 ✓ <u>Dr. Parag</u>
Etoposide Doxo	15mg	1 ✓ <u>Dr. Parag</u>

Cycle no 1 Date 16/10/21 Wt 9.2kg BSA _____
 Hb 10.5 TLC 5860 ANC 2300 Platelets 461,000
 SGOT 16 SGPT 21 S/Dt 0.45 Urea 21 Creatinine 0.25

Drugs	Dose given	Day
VCR	0.2mg	①
Carboplatin	270mg / 100ml NS	①
Etoposide	115mg / 300ml NS	① ②
G-CSF		③ u/om G-CSF

2/11/21 - PET/CT: Bone marrow uptake in femur
 Chemotherapy: checked by R. Bremer administered by [Signature] left Bony swelling in parietal area & soft tissue component. No any intracranial extension.

2/11/21 MRI: Rt hyperintense, calcified lesion in Neuropt N. involvement & extracranial deposits.

Cycle no ② Date 10/11/21 Wt 10.1kg BSA _____
 Hb 8.1 TLC 5000 ANC 2300 Platelets 3.7 @/u3
 SGOT 38 SGPT 24.5 S/Dt 0.11 Urea 19 Creatinine 0.15

Augmented
 d/w Dr R.
 Sell
 fu.

Drugs	Dose given	Day
VCR		
Carboplatin	190 ug	VCR D2 12/11
Etoposide	33 ug	VCR D2 12/11 D3

Echo dated 13/11/21. so ok 3 chemo given before ok 0. Next cycle to be given as ok 0 (VCR, Doxo, cyclo).

Investigations

Hb	ESR	TLC/DLC	B.Urea	S. Cr.	Na/K	Ca
B. Sugar F.	PP	R	T.P/A/G	OT/PT	TFT	
X-Ray Chest			ECG			
ECHO						
CT Brain			MRI			
Others						

Preanaesthetic instructions :

- No premed consent


Drug	Dose	Premedication	Route	Time
------	------	---------------	-------	------

Anaesthesiologist
(Name)

Anaesthesia details :

22/10/2021

- NPO Ndequal
- IV secured on R foot & 26 g.
- L: O₂ & Sero - 2 clamps LMA #15
M: O₂ & Sero + Air
R: 100% O₂
- PostOp
LMA out
Vital stable
- Adv
- O₂ by FFI
- Monitor vital


Dr. Anjali
MR. Anjali

CO NO. 10

दिनांक - Date

उपहार - Treatment

• Red AmL T

500

• Red HA 21

500

• Red IDBCL 051

500



29/10/21

EUA on 22/10/21
OT - 5th floor

7:30 AM

NPO from 2am for solids
Clear fluids

COVID RT PCR on 20/10/21 from FUM R approved lab

Kindly give appointment for POC 31/10/21.

नेत्र ईश्वरीय सर्वश्रेष्ठ उपहार है जिनका मनुष्य जीवन में दान करना परमश्रेष्ठ है।

इनकी पूर्ण रक्षा कीजिए ताकि ये आपकी रक्षा कर सकें।


Eyes are God's most precious gift to man kind and eye donation is the most noble deed.

Take full care of them so that they can take care of you.



Prophoria

vedya accom date
in abhaya shala
DR. R. S. CHATTERJEE
M.B.B.S. (EYE)
D.M.O. (EYE)
D.C.C. (EYE)
D.V.S. (EYE)



due pallor (+)
nausea (+)
no peripheral treated
leis

Adv: Continue 3 cycles of systemic chemotherapy

↓ Prof. Ramesh Mehta
23/10/21
Jagdish
Rohit Singh
(5 days care)

to @ old RB clinic
Monday/Wed (2 PM)

115

15 minutes
E/A mycin (3) x 5 day
E/A reptilase (4/6)

22/10/21

नेत्र ईश्वरीय सर्वश्रेष्ठ उपहार है जिसका मनुष्य जीवन में दान करना परमश्रेष्ठ है।
इनकी पूर्ण रक्षा कीजिए ताकि ये आपकी रक्षा कर सकें।

Eyes are God's most precious gift to man kind. Take full care of them
So that they can take care of you

23/10/21
Dr. Ramesh Mehta
M.B.B.S. (EYE)
D.M.O. (EYE)
D.C.C. (EYE)
D.V.S. (EYE)

Admin

R.8 - 74/21

ब. रो. वि. कार्ड O.P.D. Card



वे अस्पताल के चर्च के लिए हैं

अनुभाग व दिन
Section and Day
बुधवार व शनिवार
Wednesday & Saturday
VI

कमरा नंबर
Cabin No.

डा० राजेन्द्र प्रसाद नेत्र विज्ञान केन्द्र,
अ० भा० आय० सं०, नई दिल्ली - ११००२९
Dr. Rajendra Prasad Centre for Ophthalmic Sciences
A.I.I.M.S., New Delhi-110029

यू एच आई डी संख्या
UHID No.

आचार्य राधिका टंडन का एकक
Prof. Radhika Tandon's Unit

रोगी का नाम Name of the patient	पुत्र/पुत्री/पत्नी S/D/W	लिंग Sex	आयु Age	पता Address
Satyajit	3 yrs/M	105588	739	

दिनांक DATE	निदान DIAGNOSIS
	(R) EORA

21/10/21

उपचार Treatment

EVA by ~~Dr. Lomi~~ Dr. Lomi/Dr. Kushi
1) RB chemotherapy 1 cycle
2) Last chemotherapy 17/10/21
3) EBRT (+)
4) IAC (-)
5) Inj topotecan - pericardial (+)
- intravitreal
6) Last EVA date. 1st time

310210565 105588739

YAJITBARMAN

सुरक्षित रखें तथा अस्पताल में दिखाने के समय हर वक्त साथ लायें।
Please keep this Card safely and bring it on your follow-up visits.

१. धूपपान निषेध २. कूड़ा कर्कट केवल कूड़ेदान में ही डालें ३. धूकिये नहीं

PT had lost protocol

105588739

Treatment planned

TREATMENT PROTOCOL FOR RETINOBLASTOMA


Name Satya Father's name Slo Jagan Age 39 Sex M POC NO..... family history.....

Squint/white reflex/diminishes vision/red eye/watering of eyes/Proptosis

Others..... Unilateral/bilateral.....

MT..... HBsAg neg HIV..... HeV - neg

L Intraocular/Extraocular (R) Intraocular (Extraocular)



Baseline workup/investigations

USG Rt mass lesion & inka mass calcification & B
L - DRECHIC

EUA Rt - EORB
L - WNL

Indirect Ophthalmoscopy

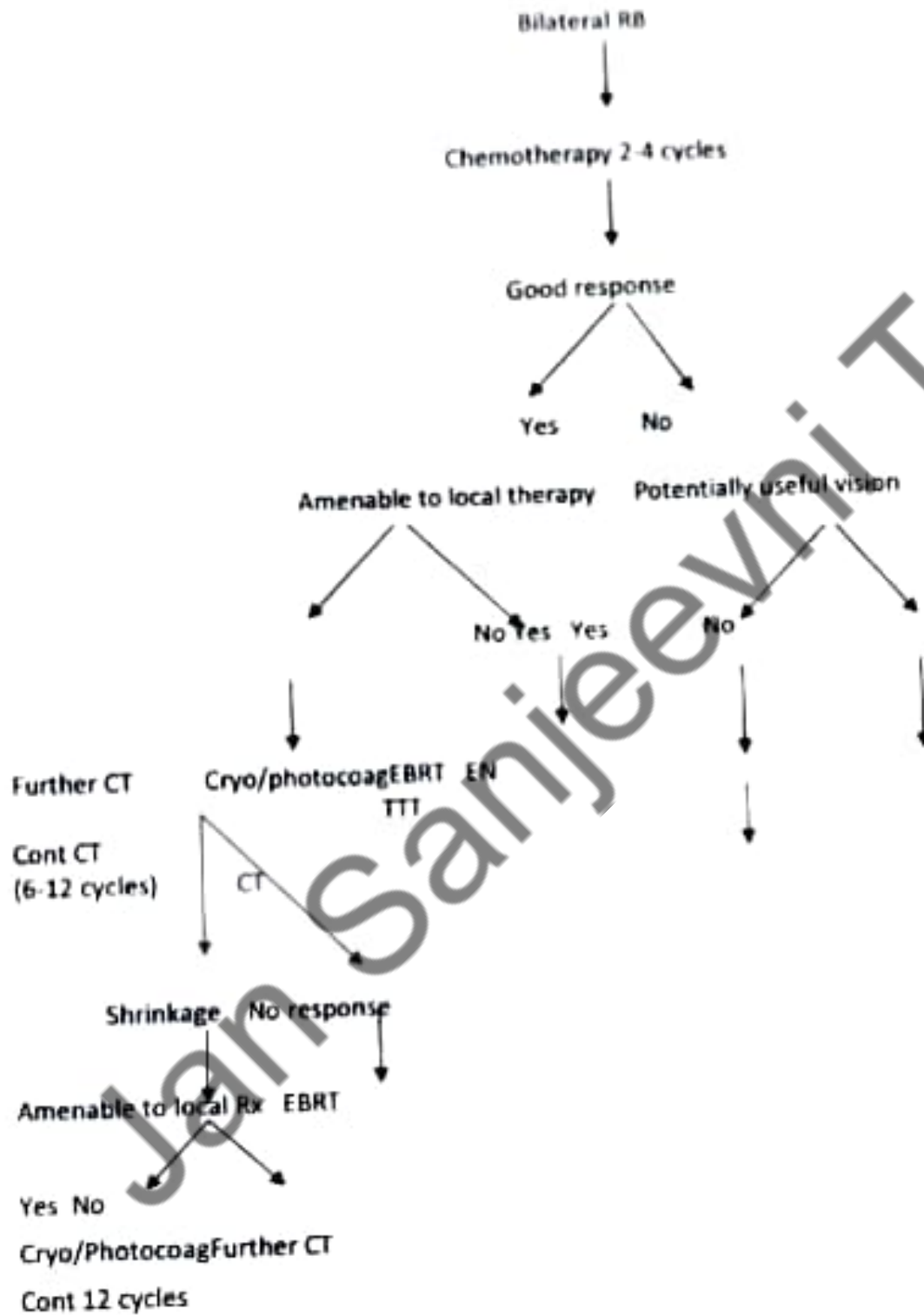
CT/MRI date & report (27/10/21) (R) EORB & RD & calcification.
Thickened ON & hypointense. parietal, extradural.
intracranial deposits.

Review of imaging at radioconference: Yes/No

Hb..... TLC..... Platelet..... ANC.....
SGOT/SGPT/S.Bil/SAP.....
MT..... HBsAg..... HIV.....

Other Investigations 13/10 BM → met (+)
CSF → (-)

Useful clinical approach to B/L RB



Dr. Kishan

CRP 11.5 - 8.6
Hb = 9.9 g/dl
Hct = 32.0 (NOI 32)

Hb = 12.0/mic
Hct = 35
HCO = 24/25 mmHg
pH = 7.38
CO2 = 30

clonidine 1 mg in 4 hrs

note:

- To continue 3/4 prophylaxis from causation of infection
- To do in Day care whenever (at night)
- Symp Burn (250/5) 1 ml qod (if > 100 F)
- Hb res.

8.6 | 6200 | 99000

focus
fever x since yesterday night
cough
mild cough

Wtals stable

Adv Symp PCM 5ml qod >100° F x 5d
 Symp Augmentin 5ml tds x 5d
 Symp cetirizine 2.5 ml BD x 5d
 Stop iv antibiotics
 Wv on 22/11/2021 (Sat) ^{10:00 PM}



Anaesthesia Record

Dr. Rajendra Prasad Centre for Ophthalmic Sciences
All India Institute of Medical Sciences, New Delhi-110029

Name Satyajit Age/Sex 8y/M Ward/Bed S/A H/Wt 9 kg CR.No. 105TR6439
ASA Grade: 1 2 3 4 5 E Diagnosis RE EORB Surgery EUN Ph. No.

History & current drugs

PTND, CAD

(N) development

1 cycle of chemotherapy received

Prematurity / post gestational age / cyanosis / apnoea

Previous Anaesthesia Exposure & its complications:

None

Congenital Anomalies/Syndrome:

Pediatric ~~facial~~ airway apparatus (N)

Airway examination: Mallampati Class

Teeth Multiple missing & irregular teeth

Neck movements

Retrognathia (-)

High arched/cleft palate

Nasal Patency

Facies Orbital mass (+) Tongue

Tonsils

Intubation: simple/difficult

Respiratory System: Resp. Rate

Auscultation

B/L AE (+)

Cardiovascular System: Heart rate

Pulse rate

Nack Veins

Precordial Thrill

Heart Sounds

Murmur

Preop. SpO₂

V access:

Nervous System: MR / Delayed mile stones / CP / Seizures

Musculoskeletal system examination



Contact Number
Email : contact@
site //w



ब. रो. वि. कार्ड
O.P.D. Card



अनुभाग व दिन
Section and Day VI
बुधवार व शनिवार
Wednesday & Saturday

कमरा नंबर
Cabin No.

डा. राजेन्द्र प्रसाद नेत्र विज्ञान केन्द्र

एन. ए. ए. ए. ए.

34-
Dr.
AL
सू.
UH

R. P. Centre (Eye Centre)

UNIT: 1855R/1P Date: 22/09/2021 Gender: M


Dept. No: 20210050049401
SATYAJIT BARMAN IV/M
R/O: TARUN VERMA

RPC OPD-Dr. SAJIK
UNDER UNIT VI R.33

Unit: VI WED, SAT

Room No.: 33

Address: BARKHEN MAJUMDAR DINA/PUR, WEST BENGAL, INDIA
Mobile: 987903822



पता Address

दिनांक DATE	निदान DIAGNOSIS	उपचार Treatment
79 SEP 2021	Refer for NRC & MRI film on 11/10/2021 Word TA Monday 10:00am	<p>Ⓜ EORB</p> <p>Ⓛ Word</p> <p>3/11 Date for EVA</p> <p>Refer to prof. Rachna Sethi C5 daycare at Jayprakash or Indira for systemic chemotherapy & metastatic workup</p>

कृपया इस कार्ड को सुरक्षित रखें तथा अस्पताल में दिखाने के समय हर वक्त साथ लायें।

Kindly keep this Card safely and bring it on your follow-up visits.

1. धूम्रपान निषेध 2. कूड़ा कर्कट केवल कूड़ेदान में ही डालें 3. थूकिये नहीं
1. No Smoking 2. Use Dustbin 3. No Spitting

Dr. Subha Nucleus Medical for PET CT Scan

29/9/2021



Virology Lab
Department of Microbiology

A. I. I. M. S., New Delhi-110029

ए. आर. आर. सी., नई दिल्ली-110029A. I. I. M. S., New Delhi-110029
ए. आर. आर. सी., नई दिल्ली-110029



UHID:	105586738	Reg Date:	24/09/2021 09:25 AM
Patient Name:	Mr SATYAJIT BARMAN	Age:	3 years 25 days
Sex:	Male	Unit Name:	UIC
Department:	COVID-19 SCREENING OLD RAK OPD	Sample Collection Date:	25/10/2021 08:30 AM
Unit Incharge:	Dr	Lab Sub Centre:	Coronavirus Testing
Lab Name:	Microbiology	Report Generated Date:	23/09/2021 05:29 PM
Sample Received Date:	25/10/2021 12:38 PM	Recommended By:	Dr. SR test
Dept / IRCH No:	2021H80012273		
Lab Reference No:	118777		
Ward Name:	CS DAY CARE		

Sample Details : COV-201021033-5 (Throat and Nasal Swab)

SARS CORONAVIRUS- 2 (Real time RT-PCR)

Result Of Investigation

Result: **Negative for SARS Coronavirus-2**

Comments: **A negative for SARS Coronavirus - 2 result indicates absence of the RNA of this virus in the sample submitted.**

Sample Remarks : Please note that these results are not to be used for any thesis or presentations or for publication in any journal without the prior permission of the Director General, ICMR and Virology Laboratory, Department of Microbiology, AIIMS, Delhi.

Please ensure that testing is as per prevailing ICMR guidelines.

Authorized Signatory

Jan Sanjeevni Trust



ओ मां ओ सं अस्पताल / A.I.I.M.S. HOSPITAL
बहिरंग रोगी विभाग / Out Patient Department



अस्पताल में अंधार धूम्रपान मना है / SMOKING IS PROHIBITED IN HOSPITAL PREMISES

Outpatient Patient
Book No. 1024/2021/101218

Registration/Registration No. 1024/2021/101218

Sex: Male / Age: 50

Ref. No. 1024/2021/101218

Ref. Date: 17/08/21

Ref. Time: 11:00 AM

Ref. Dept: Ortho

Ref. Doctor: Dr. Aditya

Ref. Address: 285/21

OPR-6

No.

Ref./Address

285/21

रिपोर्ट/Diagnosis

दिनांक/Date

उपचार/Treatment

2

11.0g

Pro 50

Lact CBC, LFT, RFT

Abrijed please

Dr Aditya,

please keep films

for RGS

note PET FDG 17845/21

No: FDG 18605/21

History:

(R) Forearm Bone marrow mets,

Post 3 cycles treatment.

Thank you"




CLEAN AND GREEN AIIMS / एना मां वीं रोगाल, स्वच्छता से जगता बदल
अंगदान जीवन का बहुमूल्य उपहार / ORGAN DONATION - A GIFT OF LIFE
O.R.D.O., AIIMS, 26588369, 26593444, www.orbo.org Helpline - 1060 (24 hrs service)





अखिल भारतीय आयुर्विज्ञान संस्थान, नई दिल्ली-110029
 ALL INDIA INSTITUTE OF MEDICAL SCIENCES, NEW DELHI - 110029
 आपातकालीन विभाग

(REVISIT)



UHID No: 105588739

(DEPT. OF EMERGENCY MEDICINE)

आपातकालीन नं. (Emergency No): 2011-8368101986

दिनांक DATE: 25/11/2021

TIME: 02:42:55 AM

NON-MLC

106

पेश नाम: MR SATYAJIT BARMAN आयु AGE: 3 years 2 months 1 days लिंग/SEX: M

S/O: TARUN VERMA

पता ADDRESS: दक्षिण मद्रास/DAKSHIN MADRAS/DHAIJIPUR गली / गुरुदास STREET/MGR

पिन PIN: 700014

राज्य STATE: WEST BENGAL दूरभाष नं. PHONE NO: 8967363821

मोबाइल नं. MOBILE NO: 8967363821 RPA Location: Paediatrics Emergency

उत्तर BROUGHT BY: Relative Criticality: Red / Yellow / Green

Triage: Responsive/Unresponsive HR /min BP mmHg RR /min SpO2 %

Shifted to Paeds/ Main/ New Emergency

Presenting Complaints: Child is already on oral Augmentin 7 day

Primary Assessment (ABCDE): Assessment Pentagon

Handwritten notes: Euc of (R) EORB ↓ peds onco, c/o- fever, 1 episode 10th F, also mild cough & cold, no loose stool, also nausea, BSC 2/1/14, sterile, 2/14 CBC B6 620/32

Airway	Circulation	Disability
Open & stable: Yes/No If No _____	HR 150/min (angry) CPT < 35 sec BP 110/78	GCS 15/15 Pupil size NS/min Pupillary Reactions NR
Breathing: RR 24/min Efforts: Normal/Poor/increased Auscultation: Air entry: Normal/poor/Differential Added sounds: None/Stridor/Wheeze/Crackles SpO2 on Room air: 98%	Peripheral pulse: Poor/Good Central pulse: Poor/Good Skin temp: Warm/cool Others _____	Motor activity: Normal & Symmetrical/Asymmetrical Posturing/Flaccidity/Seizure Blood Sugar _____ mg/dl Exposure: Temp _____ Colour: Normal/pallor/cyanosis/mottled Any other skin lesions _____


Diagnosis

- Peds onco opinion.
- Syp PCM (250/5) 3ml PO SOS if temp > 100°F
- continue oral Augmentin now.
- Decide for IV after CBC report & peds onco opinion

wt = 9.5kg

- 20 console

CDC
MS - 2-9
RL - 1400
ARC - 400
PL - 10,000



- Arang - transfer 40 100

To meet Dr Prati in cc-daycare.

Jan Sanjeevni Trust



Virology Lab
Department of Microbiology

A.I.M.S., New Delhi-110029

न. वि. आ. सं. नई दिल्ली-110029 | I.M.S., New Delhi-110029

न. वि. आ. सं. नई दिल्ली-110029



UHD:	105066738	Reg Date :	24/05/2021 09:25 AM
Patient Name :	Mr SATYAJIT BARMAN		
Sex :	Male	Age :	3 year's 26 days
Department :	COVID 19 SCREENING OLD RAK OPD	Unit Name :	Unit
Unit Incharge :	Dr	Sample Collection Date:	20/10/21 09:30 AM
Lab Name:	Microbiology	Lab Sub Centre:	Coronavirus Testing
Sample Received Date:	20/10/2021 12:39 PM	Report Generated Date:	22/10/2021 03:28 PM
Dept / RCH No:	2021H88012273	Recommended By:	Dr. RA ist
Lab Reference No:	118777		
Ward Name:	CS DAY CARE		

Sample Details : COV-201021033-S (Throat and Nasal Swab)

SARS CORONAVIRUS- 2 (Real time RT-PCR)

Result Of Investigation

Result: **Negative for SARS Coronavirus-2**

Comments: **A negative for SARS Coronavirus - 2 result indicates absence of the RNA of this virus in the sample submitted.**

Sample Remarks: Please note that these results are not to be used for any trials or presentations or for publication in any journal without the prior permission of the Director General, ICMR and Virology Laboratory, Department of Microbiology, AIIMS, Delhi.

Please ensure that testing is as per prevailing ICMR guidelines.

Authorized Signatory

Jan Sanjeevni Trust

As before

CRPc
Hb: 8.6
Hc: 99000
Mch: 6700 (NoFes)

HR: 170/min
Pr: @
BP: 98/68 mmHg
Sa: 24/min
CRR: 2.2

Close Pons ER on call

- rel:
- To continue Sp₂ available from CAUTION W/CAUTION
 - To do in Day care tomorrow (at 2pm)
 - Syp Sun (250/5) 1 ml qd (if > 100.4°F)
 - H₂ ros.

8.6	6200	99000
-----	------	-------

focus
 cough x since yesterday night
 cough
 mild cough

vitals stable

Adv Syp PCM, 5ml qd. >100°F. x 5d
 Syp Augmentin 5ml tds x 5d
 Syp cetirizine 2.5 ml BD x 5d.
 Stop iv antibiotics.
 iv on 27/11/2021 (Sat) 8:00 PM

डा. राजेन्द्र प्रसाद नेत्र विज्ञान केन्द्र
Dr. Rajendra Prasad Centre for Ophthalmic Sciences

53

THE RAJENDRA PRASAD CENTRE FOR OPHTHALMIC SCIENCES UNITED STATES OF INDIA CB No. B-40114-12 Name: MR. SARYAJIT BARMAN Age: 77 (M)	Date: 19/11/2022 (11:45 AM) Ward Name: 1A Bed No: 108 Unit: (Change in Position) Patient Case No: ACCOUNTS: 06 ID NUMBER: 00114-12-108
--	--

दिल्ली-110029
Dilli-110029
RM

Clin
Unit
(रोग)
(रोग)
अवस्था

Reason of Requisition
 Ward & Bed No
 Height / Age लिंग / Sex
 Height / Weight कि.ग्रा / Kg

Examination Required

चिकित्सक की जांच रिपोर्ट / Clinical Information :

PAC
CXR PA view

चिकित्सक के हस्ताक्षर
SIGNATURE OF MEDICAL OFFICER

Your appointment is on

Time Slot :	9:00	9:30	10:00	10:30	11:15	11:45	12:15
-------------	------	------	-------	-------	-------	-------	-------

X-Ray No. 135 Date 24/11/22 Size & No. of Films Radiographer's Signature

REPORT/ रिपोर्ट

Normal study

Dr. [Signature]

एक्स-रे चिकित्सक
RADIOLOGIST

Chemotherapy schedules

Standard chemotherapy protocol for RB

VCR	1.5 mg/m ² /day/IV 0.05mg/kg/day for children < 3 yrs Max dose 2.0 mg	Day 1
Carboplatin	560mg/m ² /day 18.6 mg/kg/day for children <3 yrs	Day 1
Etoposide	150 mg/m ² /day 5 mg/kg/day for children < 3 yrs	Day 1 & 2
Cycles every 3-4 wk Ensure ANC >1.0 & Platelet count >1,00,000/cumm LFT&RFT must be done before every cycle		

NACT: CT followed by EN, local RT and adjuvant CT

VCR	0.025mg/kg/day Max dose 2.0 mg	Day 1
Carboplatin	28 mg/kg/day	Day 1
Etoposide	12 mg/kg/day	Day 1 & 2
Cycles every 3-4 wk Ensure ANC >1.0 & Platelet count >1,00,000/cumm LFT & RFT must be done before every cycle		

Augmented Chemotherapy

VCR	1.5 mg/m ² /day/IV 0.05mg/kg/day for children < 3 yrs Max dose 2.0 mg	Day 1	Wk 0,6,12,18..
Carboplatin	560 mg/m ² /day 18.6 mg/kg/day for children <3 yrs	Day 1 & 2	Wk 3,9,15,21..
Etoposide	100 mg/m ² / 3.3 mg/kg/day for children < 3 yrs	Day 1,2,3	Wk 3,9, 15, 21
Cyclophosphamide	65mg/kg/day	Day 1	Wk 0,6,12,18..
Idarubicin/ Doxorubicin	10 mg/m ² 30 mg/m ² /day	Day 1	Wk 0,6,12,18..
Cycles every 3-4 wk Ensure ANC >1.0 & Platelet count >1,00,000/cumm LFT & RFT must be done before every cycle .ECHO at baseline/ as indicated			

High dose CT with autologous stem cell transplant : Stage IV/Metastatic RB

Unilateral Intraocular disease

Because unilateral disease is usually massive and there is often no expectation that useful vision can be preserved, up-front surgery (enucleation) is usually recommended

Bilateral Disease

The management of bilateral disease depends on the extent of the disease in each eye. Systemic therapy is generally chosen based on the eye with more extensive disease. Treatment modality options described for unilateral disease may be applied to one or both affected eyes in patients with bilateral disease. Chemoreduction (systemic or intra-arterial) coupled with aggressive focal treatments and very close monitoring is usually the treatment of choice, with the goal of ocular and vision preservation and the delay or avoidance of EBRT and enucleation.

CT protocol used at Tata Memorial Hospital

VCR	1.4 mg/m ² IV	Day 22
Carboplatin	560 mg/m ² IV	Day 1
Etoposide	200mg/m ² IV	Day 3
Cyclophosphamide	150mg/m ² PO	Days 22, 27
Cycles every 3-4 weeks For children < 10 kgs use mg/kg dose Ensure ANC >1.0 & Platelet count >1,00,000/cumm LFT & RFT must be done before every cycle Evaluate after 2 cycles with EUA/USG		